

1 E R K Y  
**JUKI**®

No. 0345-00

1987.12

19519701

model **APW-236**

本縫自動玉縁縫機

Automatic Lockstitch Welting Machine

---


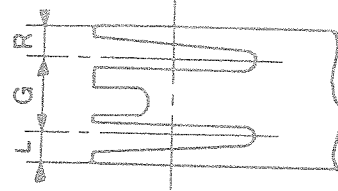
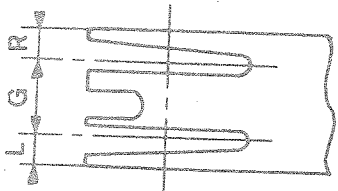
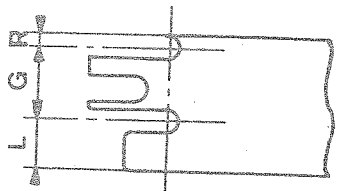
**PARTS BOOK**

**TOKYO JUKI INDUSTRIAL CO., LTD.**

# TABLE OF EXCHANGING PARTS


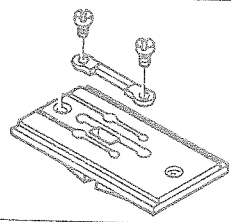
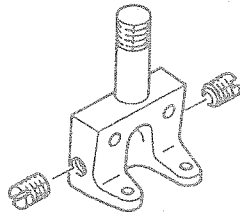

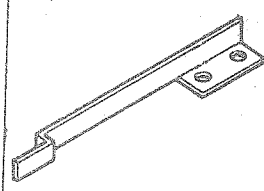
## 2. WELT PATCH BASE PLATE COMPONENTS

交換部品一覽表  
玉布基板關係

Needle gauge 針 幅	Double welt 兩 玉 緣			Single welt 片 玉 緣			Varied double welt 變 形 兩 玉 緣		
									
G		L	R		L	R		L	R
10 mm ( 25/64")	166-84102	4.3	4.3	166-84706	9.3	9.3	166-84201	8.1	0.5
12 mm ( 15/32")	166-84409	5.3	5.3	166-84805	11.3	11.3	166-85307	8.9	1.7
14 mm ( 35/64")	166-84508	6.3	6.3	166-84904	13.3	13.3	166-85406	10.9	1.7
16 mm ( 5/8")	166-84607	7.3	7.3	166-85000	15.3	15.3			
18 mm ( 45/64")				166-85109	17.3	17.3			
20 mm ( 25/32")				166-85208	19.3	19.3			

## 3. SEWING MACHINE COMPONENTS

ミシン關係

Needle gauge 針 幅	Throat plate asm. 針 板 (組)	Needle clamp asm. 針 留 (組)	Knife 上 糸 メ ス	Nipper spring, left 糸 ツ カ ミ 押 シ バ ネ 左
				
8 mm ( 5/16")	164-01150	G1402-116-JA0	164-09500	164-21208
10 mm ( 25/64")	164-01259	G1402-116-BA0		
12 mm ( 15/32")	164-01358	G1402-116-CA0		
14 mm ( 35/64")	164-01457	G1402-116-DA0		
16 mm ( 5/8")	164-01556	G1402-116-EA0	164-10508	164-21307
18 mm ( 45/64")	164-01655	G1402-116-FA0		164-21406
20 mm ( 25/32")	164-01754	G1402-116-GA0		164-21901